



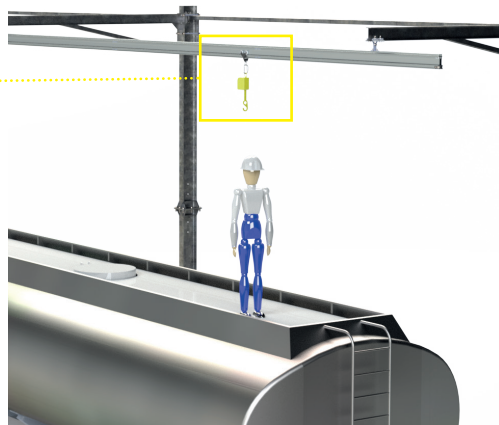
## Mobile runner



RCLR

The RCLR mobile runner is permanently installed on the rail.

Thanks to its unique fluidity of movement, it allows you to move freely along the rail.



## Recommendations of use



Fall arrest system only:  
**D = 8 meters**

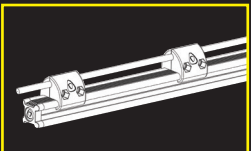
Work in suspension:  
**D = 5 meters**

## TO ALWAYS GO FURTHER ON...

For particular uses where the available supports are more than 8 meters apart, we offer to combine our rigid ALTIRAIL system with a 10mm galvanised cable.


This solution makes it possible to cover very large spans, provided that the load-bearing structure to which the slings will be attached is capable of covering the necessary loads.

Working in tension and suspension is possible.



ONLINE TUTORIALS

For more information regarding the use or the installation of our ALTIRAIL long-range rail, please go to our YouTube channel and check out our online tutorials!



## COMPONENTS ALTIRAIL LR®

### LR rail profile

Robust profile that can be cut or drilled as required on site (ROUTP tool).

Compatible with DELTA PLUS SYSTEMS runners: RCLR, RCF2 and RCF3.

Available in 4.4 meters.

### RRAILLR



### RECLLR



### LR rail joint

Allows the perfect assembly and alignment of 2 rail lengths. Screws pre-coated with threadlocker against untightening for greater safety.

### LR end corner bracket

Allows a perfect finishing of the LR rail, in the case of the installation of a RA90 corner.

### RBALR



### RSUPLR1



### LR rail support

Allows the LR rail to be oriented in the axis of the fall. Galvanised steel bracket.


### LR end bracket

Locks the runner at the end of the LR rail without damaging it. Allows a perfect finish of the LR rail.

### RBBLR



### RSUPLR2



### LR rail support

Allows the LR rail to be fixed perpendicular to the structure. Galvanised steel bracket.

### LR rail safety sign

Must be installed at the access level to the system. Allows identification and tracking of the secured area.



### RPSLR



### RSUPLR3



### LR rail support

Allows the LR rail to be fixed parallel to the structure. Galvanised steel bracket.

## PRODUCT BENEFITS

- INNOVATION:** ideal solution for installations requiring significant fixing spans  
**FIXING SPAN: 8m**
- USER-FRIENDLY:** runner with plastic roller on bearing for a smooth circulation
- LONG-TERM RUNNER:** made of stainless steel 316, perfectly adapted to aggressive environments
- VERSATILE:** fixing support adaptable to any features
- RESISTANT:** high robustness of the profile and runner, allowing use in aggressive (dusty) environments
- SECURE:** runner fitted with 2 security hooks  
 Screws pre-coated with threadlocker against untightening